

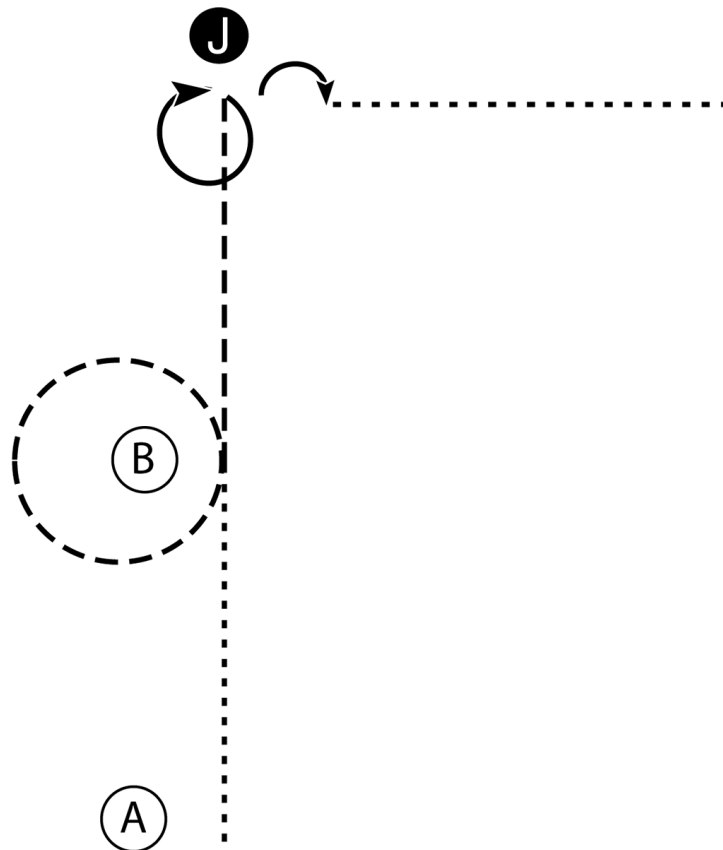
The Sunshine Classic

Showmanship


Show Date: 10-28-2017

w w w . H o r s e S h o w P a t t e r n s . c o m

w w w . H o r s e S h o w P a t t e r n s . c o m



1. Walk from A to B.
2. At B trot. Trot a circle around B and continue to the Judge.
3. Stop and perform a 360 degree turn. Set up for inspection.
4. When dismissed perform a 90 degree turn.
5. Walk straight away from the Judge.

Walk
Trot - - - - -
Back ← 
Marker (B)
Judge (J)

[S/2-8]

Pattern Provided by:

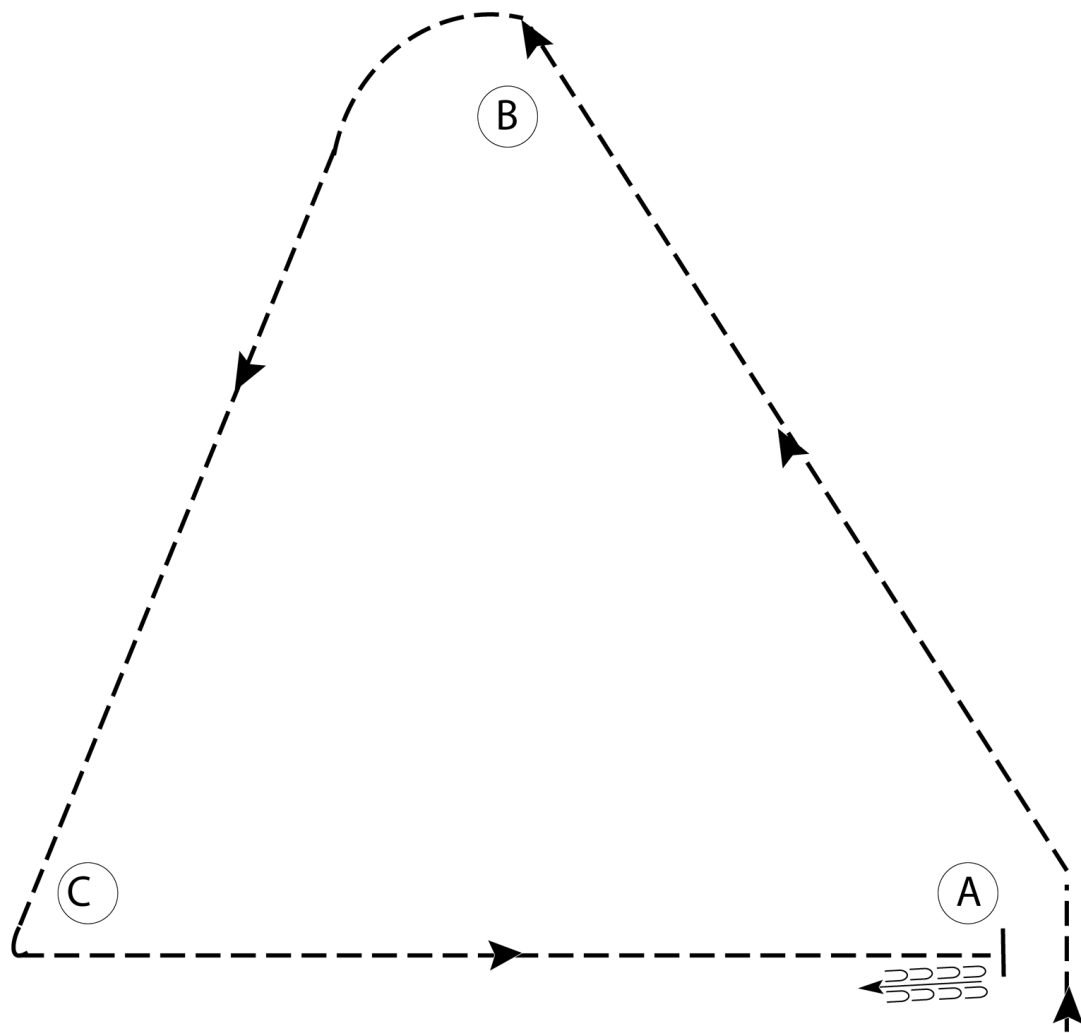
The Sunshine Classic

Equitation (Walk - Trot)

Show Date: 10-28-2017

w w w . H o r s e S h o w P a t t e r n s . c o m

w w w . H o r s e S h o w P a t t e r n s . c o m



Be ready before A.

1. Sitting trot to A.
2. Trot on the right diagonal from A to B.
3. Sitting trot from B to C.
4. Posting trot on the left diagonal from C to A.
5. Halt at A and back approximately one horse length.
6. Follow the instructions of your ring steward.

Walk	-----
Trot	- - - - -
Extended Trot	_____
Canter	—————
Leg Yield	
Lead/ Diag Change	↘
Back	←←←←←
Marker	⊙
Sidepass	← - - - - ←
Hand Gallop	———

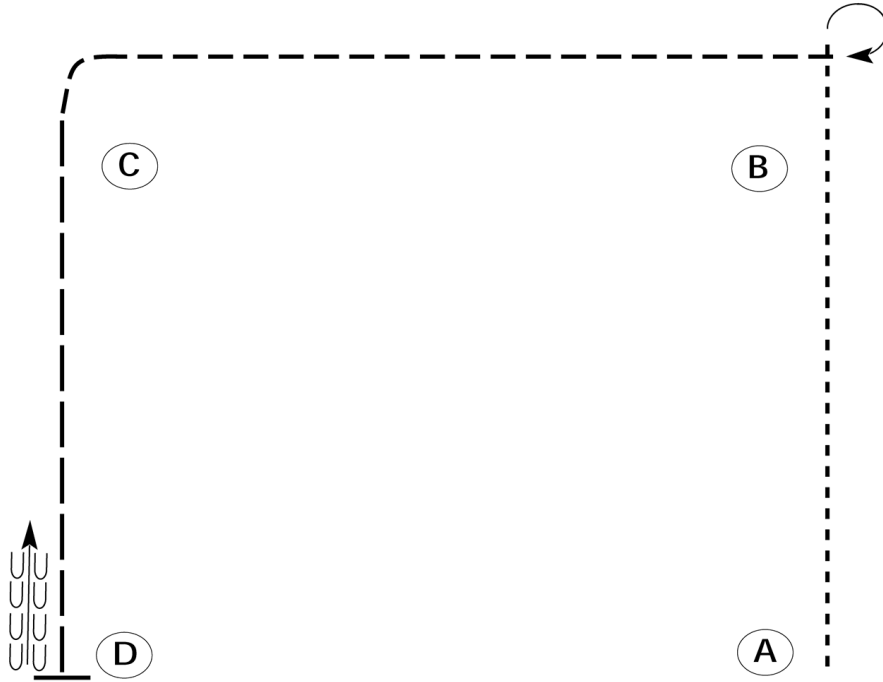
[HSE/WT-54]

Pattern Provided by:

The Sunshine Classic

Western Horsemanship (Walk - Jog)

Show Date: 10-28-2017



Be ready at A.

1. Walk from A to B.
2. Stop past B and execute a 270 degree turn to the right.
3. Jog from B around C.
4. Extend the jog from C to D.
5. Stop at D and back one horse length.

Please exit at a jog.

Walk -----

Jog - - - - -

Extended Jog - - - - -

Lope _____

Leg Yield |||||

Lead Change /

Back ← ← ← ← ←

Marker (B)

Sidepass ← ← ← ← ←

[WH/WT-23]

Pattern Provided by:

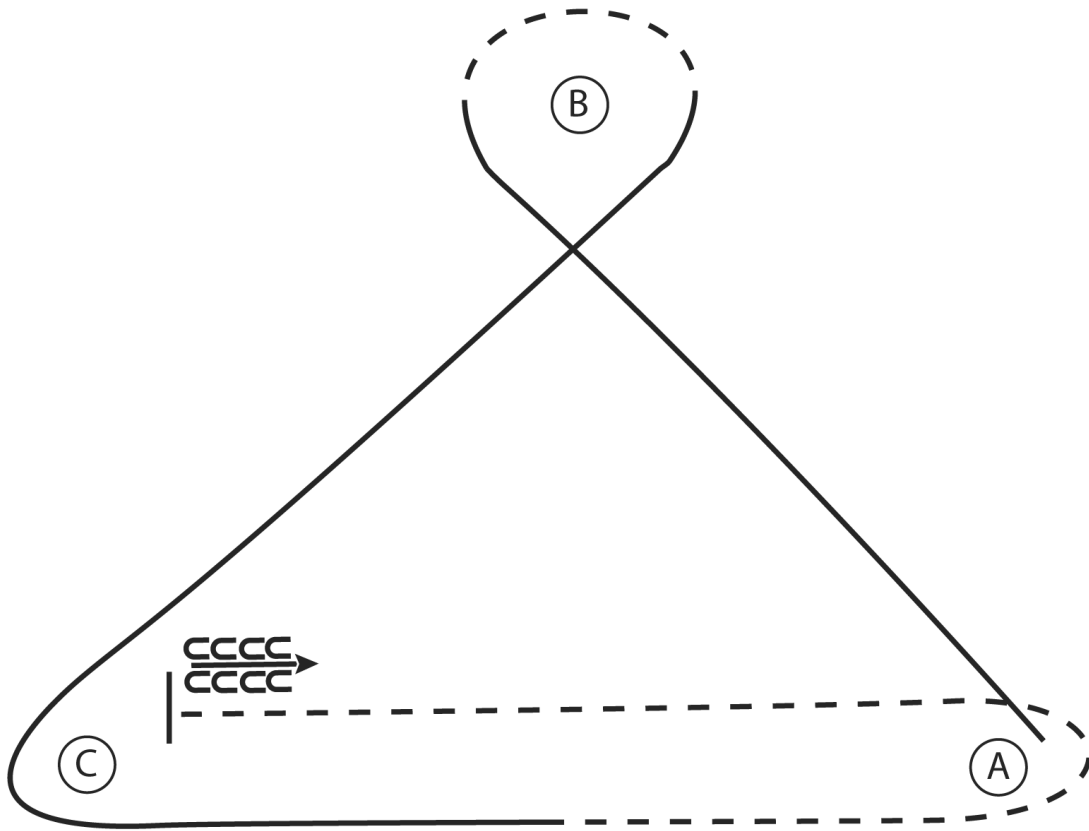
w w w . H o r s e S h o w P a t t e r n s . c o m

w w w . H o r s e S h o w P a t t e r n s . c o m

The Sunshine Classic

Equitation (W/T/C)

Show Date: 10-28-2017



1. Canter on the right lead A to B
2. At B posting trot around B
3. At B canter on the left lead to and around C and continue towards A
4. Halfway to A posting trot on the right diagonal to and around A and continue towards C
5. Halfway to C sit the trot
6. Stop at C and back 4 steps

Walk
Trot	-----
Extended Trot	-----
Canter	=====
Leg Yield	
Lead Change	↘
Back	←←←←
Marker	⊙
Sidepass	←-----←

[HSE/3-5]

Pattern Provided by:

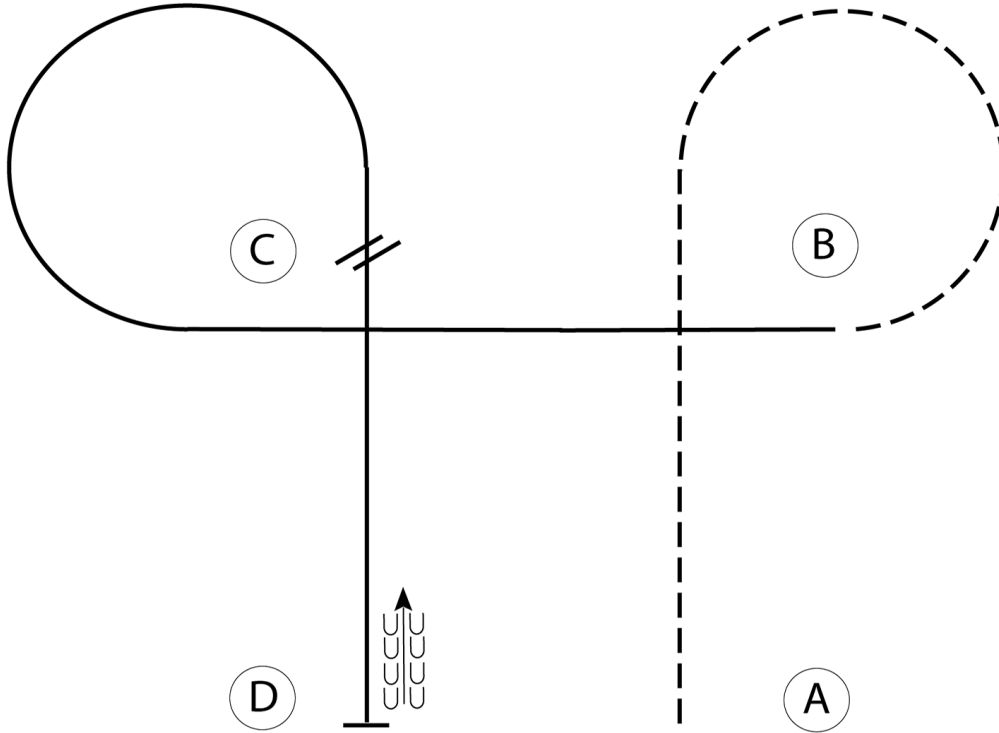
www.HorseShowPatterns.com

www.HorseShowPatterns.com

The Sunshine Classic

Western Horsemanship (all except W/J)

Show Date: 10-28-2017



Be ready at A.

1. Jog A to B.
2. Jog a circle around B.
3. At B, lope on the right lead to C.
4. Lope a circle around C.
5. At C, perform a simple lead change and continue to D.
6. At D, stop and back one horse length.

Follow the instructions of your ring steward.

Walk	-----
Jog	-----
Extended Jog	-----
Lope	—————
Leg Yield	
Lead Change	— / —
Back	← ⊂ ⊂ ⊂ ⊂
Marker	⊙ B
Sidepass	←-----→

[WH/2-13]

Pattern Provided by:

w w w . H o r s e S h o w P a t t e r n s . c o m

w w w . H o r s e S h o w P a t t e r n s . c o m